

SCREEN FORTYPE 1




Ready to

SCREEN IT LIKE YOU MEAN IT?

Here's how.

This guide will help you work together with your doctor to screen for type 1 diabetes. Follow along through the 3 steps to see what to do before, during, and after screening.



Step 1

GET TO KNOW THE AUTOANTIBODY TEST

What's an autoantibody test?

It's a blood test that can spot **type 1 diabetes early**—before you need insulin. And it's easier than you might think.

It's called an autoantibody test because it looks for diabetes-related autoantibodies. These are proteins that appear in the blood when type 1 diabetes begins, even in early stages before there are any symptoms.


Want more info?

[Discover the risk factors for type 1](#) >

[Explore the benefits of screening](#) >

Did you know type 1 diabetes happens in stages?

Type 1 diabetes happens when the immune system **attacks healthy beta cells**—which are the cells that produce insulin.



This attack starts early— before insulin dependence

When this happens, it becomes harder for your body to:

- ▶ produce insulin, and
- ▶ keep your blood sugars in a healthy range

Early-stage (or pre-insulin-dependent) type 1 diabetes is when the attack on beta cells has begun, but the body can still make enough insulin to **keep blood sugar in a healthy range**.

Want to know more about **WHEN INSULIN DEPENDENCE BEGINS?**

[Discover the 3 stages of type 1 diabetes](#) >

[Learn more about the different autoantibodies](#) >

Step 2

DECIDE HOW AND WHERE TO SCREEN



There are many options for how to get screened. Ask your doctor about screening **at a lab or at home.**



If you prefer a doctor's office or lab:

Ask your doctor for an appointment for a blood test at their office. Or they can give you a referral to get tested at a participating lab in your area, like **Labcorp®** or **Quest Diagnostics®**.

Start the conversation by

ASKING YOUR DOCTOR:




Where's the nearest lab to me



How can I get a referral



Will my insurance cover it



If you'd rather take the test at home:

You can order a test online. There are 2 options that involve **a finger prick you can perform in the privacy of your own home.**

Autoimmunity Screening for Kids (ASK)

Even if no one in your family has type 1, all children in the US can get a **free at-home screening kit** online from ASK. Residents of Colorado can also get kits at certain screening locations.

TrialNet

If you have a relative with type 1 diabetes, TrialNet* can mail you a **free test kit** to take at home or at a participating lab.

*Depending on your results, you may qualify for a clinical trial and/or ongoing monitoring.

Another at-home testing option from Enable Biosciences may be available through your doctor's office.

Learn more about at-home tests



Order a test kit




You are about to view a website that Sanofi US has not reviewed for content, accuracy, or completeness. Sanofi US does not endorse the website, and use of and access to. This information is subject to the terms, limitations, and conditions set by the website.

These are not all of the screening options available. It's important to talk to your doctor about the best screening option for you. Inclusion in this list does not imply the endorsement of Sanofi.

Start the conversation by

ASKING YOUR DOCTOR:



How can I perform the test myself



How long do results take



Is any follow-up testing required



Is there help with the costs



Step 3

MAKE A PLAN AFTER YOU GET YOUR RESULTS

The test could find:

0

AUTOANTIBODIES

If the test finds no autoantibodies:

- Talk to your doctor about rescreening every year until the age of 18 if other people in your family have type 1

1

AUTOANTIBODY

If the test finds 1 autoantibody, you or your child are at a **higher risk** for developing type 1 diabetes.

You can talk to your doctor about:

- **Rescreening first** to confirm that there are no additional autoantibodies
- **Rescreening every year** to see if more autoantibodies develop

2+

AUTOANTIBODIES

If the test finds 2 or more autoantibodies, this is a sign that **the earliest stages of type 1 diabetes may have begun**.

Talk to your doctor about monitoring blood sugars and other next steps, so you can take charge of your health.

Work with your doctor to **MAKE A TYPE 1 DIABETES PLAN**



Here are some questions to help you **start the conversation about what to do next**:

What treatment options are available



Are there any clinical trials that I or my child might be eligible for



How can I monitor my or my child's blood sugar



The more you know, the more you can do.

SCREEN IT LIKE YOU MEAN IT



Sanofi does not provide medical advice, diagnosis, or treatment—information is provided for educational purposes only. Your doctor is the best source of health information. Talk to your doctor if you have any questions about your health or treatment.

©2023 Sanofi-Aventis U.S. LLC. All rights reserved. MAT-US-2307815-v2.0-12/2023

Intended for U.S. residents only.

sanofi

SCREEN FOR TYPE 1